

23 July 2020

Dear Subscribers,

## **ENHANCEMENT TO PAT SYSTEM GENERATED ADVICE CODE FOR BETTER RECORD KEEPING**

Thank you for your kind support for PAT.

We have enhanced PAT to provide you a more seamless platform for submission to Central Provident Fund (CPF).

We have removed the "Advice Code" field in the Payment Advice Create and Update Modules.

For upload submissions, we will disregard the advice code if there is one appended to the file. **You will not be required to make any changes to your PAT file specifications.**

**With effect from 1 August 2020**, PAT system will sequentially generate an Advice Code which will be tagged to your file for submission to CPF.

The new enhancement will ensure each Payment Advice is tied to a unique transaction for easy record keeping.

PAT system will generate advice code in the predefined sequence as identified below:

**P0-P9; Q0-Q9; R0-R9; S0-S9; T0-T9; U0-U9; V0-V9; W0-W9; X0-X9; Y0-Y9.**

The system is configured to receive up to 100 files per CSN. The sequence should restart from P0 when it reaches Y9.

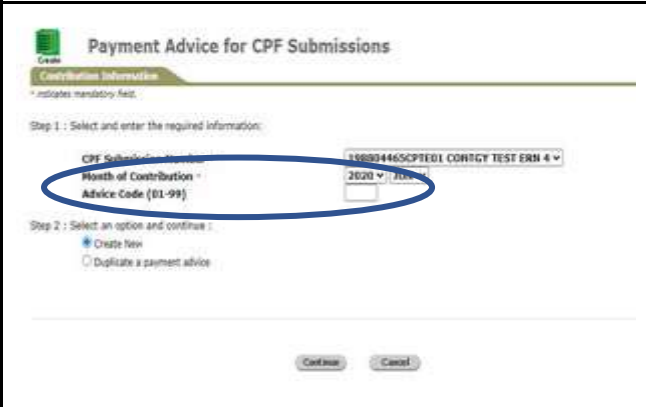
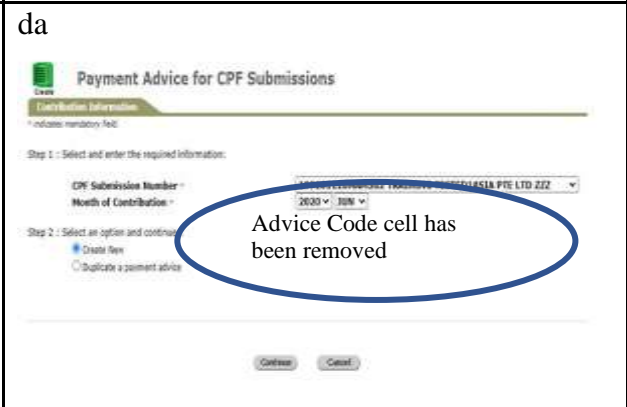
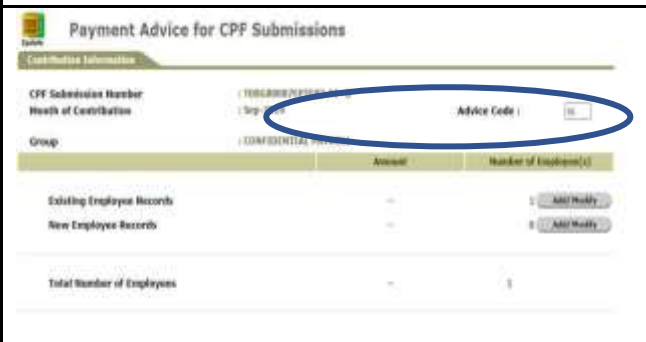
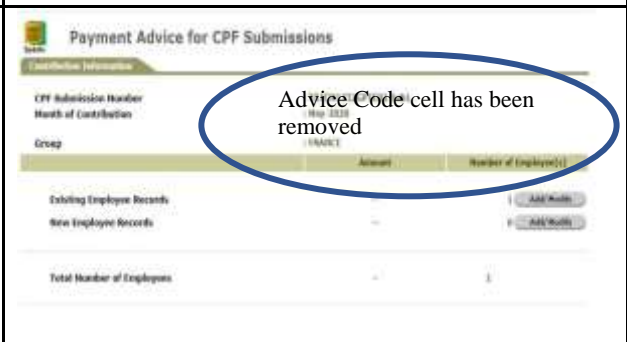
Please view **Annex A** in the next page to understand the changes to the Create and Upload Modules.

If you have any enquiries, please email us at [helpdesk@crimsonlogic.com.sg](mailto:helpdesk@crimsonlogic.com.sg) or call us at +65 6887 7888. We are happy to assist you.

Yours Sincerely,

**Provident and Tax Team**

## ANNEX A

Create Module -Now:	Create Module – After the enhancement:																								
 <p>Payment Advice for CPF Submissions</p> <p>Step 1: Select and enter the required information:</p> <p>CPF Submission Number: 188804465CPTE01 CONTCY TEST ERN 4</p> <p>Month of Contribution: 2020</p> <p><b>Advice Code (01-99):</b> [Field circled in blue]</p> <p>Step 2: Select an option and continue:</p> <p><input checked="" type="radio"/> Create new</p> <p><input type="radio"/> Duplicate a payment advice</p> <p>Buttons: Continue, Cancel</p>	 <p>Payment Advice for CPF Submissions</p> <p>Step 1: Select and enter the required information:</p> <p>CPF Submission Number: 188804465CPTE01 CONTCY TEST ERN 4</p> <p>Month of Contribution: 2020</p> <p><b>Advice Code cell has been removed</b></p> <p>Step 2: Select an option and continue:</p> <p><input checked="" type="radio"/> Create new</p> <p><input type="radio"/> Duplicate a payment advice</p> <p>Buttons: Continue, Cancel</p>																								
Update Module- Now:	Update Module – After the enhancement:																								
 <p>Payment Advice for CPF Submissions</p> <p>CPF Submission Number: 188804465CPTE01 CONTCY TEST ERN 4</p> <p>Month of Contribution: 2020</p> <p><b>Advice Code:</b> [Field circled in blue]</p> <table border="1"> <thead> <tr> <th>Group</th> <th>Amount</th> <th>Number of Employees</th> </tr> </thead> <tbody> <tr> <td>Existing Employee Records</td> <td>-</td> <td>1 Add More</td> </tr> <tr> <td>New Employee Records</td> <td>-</td> <td>0 Add More</td> </tr> <tr> <td><b>Total Number of Employees</b></td> <td>-</td> <td>1</td> </tr> </tbody> </table>	Group	Amount	Number of Employees	Existing Employee Records	-	1 Add More	New Employee Records	-	0 Add More	<b>Total Number of Employees</b>	-	1	 <p>Payment Advice for CPF Submissions</p> <p>CPF Submission Number: 188804465CPTE01 CONTCY TEST ERN 4</p> <p>Month of Contribution: 2020</p> <p><b>Advice Code cell has been removed</b></p> <table border="1"> <thead> <tr> <th>Group</th> <th>Amount</th> <th>Number of Employees</th> </tr> </thead> <tbody> <tr> <td>Existing Employee Records</td> <td>-</td> <td>1 Add More</td> </tr> <tr> <td>New Employee Records</td> <td>-</td> <td>0 Add More</td> </tr> <tr> <td><b>Total Number of Employees</b></td> <td>-</td> <td>1</td> </tr> </tbody> </table>	Group	Amount	Number of Employees	Existing Employee Records	-	1 Add More	New Employee Records	-	0 Add More	<b>Total Number of Employees</b>	-	1
Group	Amount	Number of Employees																							
Existing Employee Records	-	1 Add More																							
New Employee Records	-	0 Add More																							
<b>Total Number of Employees</b>	-	1																							
Group	Amount	Number of Employees																							
Existing Employee Records	-	1 Add More																							
New Employee Records	-	0 Add More																							
<b>Total Number of Employees</b>	-	1																							